
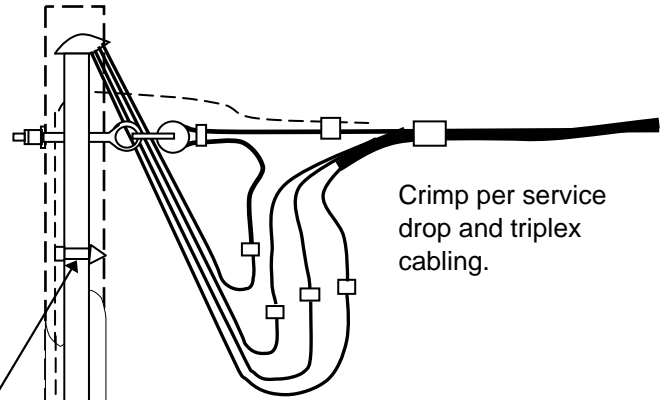


1. All clearances and protective devices to be in conformance to the most stringent requirements of either the NESC, NEC or other codes of governmental or regulating authorities as applicable.

2. If length of conduit exceeds 10 feet, coupling is permitted on end adjacent to meter.

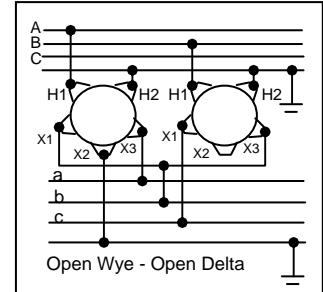
3. Guy pole as required.

4. Meter loop assemblies are available from 10' to 35' in increments of 5'. Match assembly length to meter pole call-out.



Strap for every 5' of conduit in meter loop

1



8

7

66" Min
72" Max
To Center of Meter

Strap below as required.

Grade

Ground rod per RUS standard H1.1

MATERIALS LISTING

ITEM	DESCRIPTION	QTY	UNIT	PREC #
1	200A Single-Phase Meter Loop	1	Ea.	8310-*
7	7T 200A 3 Phase Meter Box w/Disconnect	1	Ea.	9186
8	Form 16S/15S Class 200 120-480V 3Ø Meter	1	Ea.	

Design Parameters:
 > See design notes 1 through 4 above.
 > *Add required loop length.
 > 86.6% combined total load allowed from 50kVA bank for 180A full load current.

**240/480V 200A Open Delta Self Contained Service
4-Wire Down Loop Mounted on Meter Pole**

6/17/2008
Rev. 0



Q2.2-02SC*